



Recipient, E-Award for Excellence in Exports, US Department of Commerce

POWER CURBER PROFILES

Our Commitment Shows

SPEED & VERSATILITY

SAVES TIME & MONEY



It didn't take Sam Craghead long in the slipform industry to realize that the first curb machine he owned wasn't good for his business. Of that non-Power Curber machine, Craghead says, "We didn't like it from the moment we purchased it. It was hard to load on a transport – big and clumsy – and had mechanical issues."

In 1994, his company, Craghead Building Company of Riverton, UT, made the switch to Power Curbers and hasn't looked back since. For over 20 years, the Craghead team has been using a variety of Power Curbers machines – from the original 5700 to the 5700-B, 5700-Super-B, and even a used 8700 they bought to dip their toes into barrier and v-ditch work.

"We had watched a Power Curber 5700 owned by another contractor and liked what we saw," he said. "The ease in transporting, the ease in operation, and the quality of curb. After using the 5700, we were hooked."

Craghead upgraded to the 5700-B in 1997 and ran two of them for years before upgrading to the 5700-Super-B.

"The Super-B was a great machine for us and we put a lot of hours on it with little downtime or breakdowns. We took real good care of it with regular service and it's still running strong to this day."

Craghead added the 5700-C to their fleet this year, and has plenty of work lined up for it.

"My favorite part of the machine is its versatility and ease of operation. You can do a parking lot with tight radius one day, then with a quick mold change you can switch to city or state work the next day. Also, it doesn't take much time to teach a new operator how to use or load the machine," said Craghead.

"We have done plenty of unique and interesting jobs – 54" barrier wall, sidewalks, and more. We have modified plenty of molds for many different applications. Our biggest day in production was 4,500 linear feet of curb with trucks every 10 minutes. It was a must-complete one-day situation for a paving company who needed to pave before a winter storm," Craghead recalls.

"The most interesting job we completed was a v-ditch job with the 8700 where we extended 9 feet out from the machine and 4 feet down into the trench and slipped v-ditch off the side of the road. It went off without a hitch."

In addition to the reliability of the machines, Craghead values his relationship with the Power Curbers factory as well.

"My experience with the Power Curbers family has been really great in the personal touch with me as a client. The down-home approach to our business needs and the support we receive from technical support has been fantastic. From the President down through sales and even the assembly lines – everyone has been really friendly and helpful."

"It's nice to have everyone know me by my name – it's been a real asset in building this 20-year relationship."

Being a long-time member of the Power Curber family has paid off for Craghead's business.

"Having a Power Curber has saved me time and money every year we have been using them. We have a tendency to over-book work every year and put ourselves in high-profile jobs. The speed and versatility of the Power Curber has kept me out of trouble on many occasions, Craghead said. "We have a 100% record of completing jobs on time." **PC**



1- The 5700-C made this school parking lot a breeze for the Craghead team.

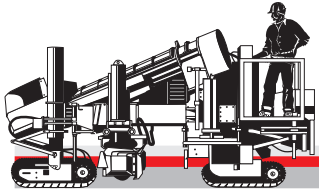
2- Craghead Building's first job for their new 5700-C was a parking lot at an elementary school in Ogden, UT.

3- The Craghead crew controls steering on their 5700-Super-B with stringline but runs skis under the machine for grade control while pouring curb and gutter alongside existing pavement.

4- Craghead's team used an 8700 for a v-ditch as part of the \$30 million Pioneer Crossing extension in Saratoga Springs, UT.

5- The Craghead crew poured 16,000 linear feet of sidewalk in Herriman, UT, with their 5700-Super-B.

6- Sam Craghead (third from left) and his crew visited Power Curbers at the World of Concrete in Las Vegas. Their new 5700-C was on display in the Power Curbers booth.



High-Quality Machines = High-Quality Results

W.O.E. Construction Inc. knows a lot about concrete. They've spent over 10 years doing concrete sawing, coring, sealing, stamping, staining, and more. But they regularly had customers ask them about slipforming barrier walls, something the crew at W.O.E. had never done.

Their philosophy on adding work and equipment is simple: match high-quality machines and high-quality people, and you can expect high-quality results.

"This should have been a more difficult and slower process with men and machine being new to each other," said Dwayne

Vess, Operations Manager at W.O.E., who has added two 5700-C machines to their arsenal to meet the growing demand for slipforming.

In one day, W.O.E.'s team poured nearly 3200 linear feet of barrier on one leg of the Chisolm Trail Parkway, a new 26-mile toll road connecting Cleburne, TX, to downtown Fort Worth, using a belt conveyor to deliver the colored concrete mix to both machines.

"Power Curbers can be proud all day of their product, and should be, but Power Curbers' people is where it's at," Vess said. "Sam Howard [Power Curbers' Regional Sales Manager] will

stand flat-footed and sell you the machine and then lay down on his back on a greasy shop floor and teach your people all they will ever need to know about it. That's a rare quality."

"He worked with our guys to make sure they were able to take an unfamiliar piece of equipment and give our customers quality that exceeded expectations," he continued. "Power Curbers' people are darned good – from parts to tech support to the wizards in the mold shop."

W.O.E. Construction is a woman-owned and operated enterprise based in Grand Prairie, TX.



W.O.E. Construction poured nearly 3200 linear feet of colored barrier in one day on the Chisolm Trail Parkway project.




This leg of the Chisolm Trail Parkway runs 26 miles to connect downtown Fort Worth, TX, to the suburb of Cleburne.

Seeing Stringless Firsthand

Power Curbers' Product Support team and the 3D experts from Topcon Position Systems recently welcomed customers to the Power Curbers' Salisbury, NC, facility for the Millimeter GPS 3D Expo.

This event showcased the Topcon Millimeter GPS machine controls on a Power Curber 5700-C, complete with onsite demonstrations of the system, so that attendees could see firsthand the precision and accuracy of stringless pouring. Those attending also had the opportunity to talk one-on-one with the Power Curbers Product Support staff as well as representatives from Topcon and Benchmark Tool & Supply, the local Topcon dealer.

"We've had an increased interest in stringless controls from our customers," said Rick Harbaugh, Power Curbers Product Support Specialist. "This event was a chance for them to come see the technology for themselves and learn more about 3D machine controls."

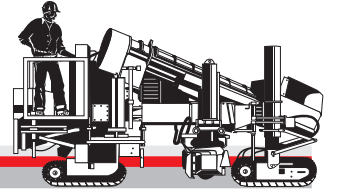


Far left – Power Curbers' Product Support team and representatives from Topcon put on demonstration pours using a flyash mix with the 5700-C.

Top right – The precision of the 3D controls in and out of a radius is easily seen in this aerial view. Scan the QR code for aerial video footage from the Millimeter GPS 3D Expo.

Above – Attendees at the event got to see Topcon's Millimeter GPS machine controls in use with a Power Curber 5700-C.





WORLD OF CONCRETE 2015

Power Curbers & Power Pavers enjoyed a great World of Concrete in Las Vegas in February. Thank you to all the customers who came by the booth to say hello; we enjoy seeing you each year!

Power Pavers displayed the SF-1700, a compact slipform paver designed for paving widths from 10 to 24 feet (3 to 7.5 meters). The SF-1700 is ideal for half-width paving and can work in tight spaces, such as congested city

streets. With only 29 inches of side clearance required, the SF-1700 easily fits where larger machines can't, such as in rehab projects.

The Power Curber 5700-C was on display in a curb & gutter setup with Leica stringless machine controls. The team from Garrett Excavating stopped by to see their new 5700-C-MAX, complete with a 6-foot sidewalk mold and Topcon's Millimeter GPS system.

Also during the show, Vice President of Sales & Marketing Stephen Bullock presented an Outstanding International Dealer award to Jeff MacDonald of Amaco Construction Equipment, Inc. of Ontario, Canada. This award was presented to dealers who have demonstrated a commitment to promoting Power Curbers & Power Pavers machines in their markets, and who offer excellent service to our customers. **PC**



1: The SF-1700, the most compact slipform paver from Power Pavers, was on display at this year's World of Concrete. **2:** The team from Garrett Excavating of Hot Springs, AR, visited the booth to see their new 5700-C-MAX, which was delivered to them after the World of Concrete. Garrett will be pouring with Topcon Millimeter GPS machine controls. **3:** Stephen Bullock, Power Curbers' Vice President of Sales & Marketing presents an Outstanding International Dealer award to Jeff MacDonald of Amaco Construction Equipment, Inc.

5700-C-MAX SPOTLIGHT

V-DITCH

Location: Konya, Turkey

Customer: Biberici Insaat

Project: Aksaray State Road

Application: 96 km (60 mi) of center pour V-ditch, completed in one pass between 2 roads

Specifications 4 m (13 ft) wide, 15 cm (6 in) thick

Production: Approximately 400-500 m (1,312-1,640 ft) daily

Job Status: Almost 45 km (28 mi) finished. Scheduled for completion in Spring 2015.





Our Commitment Shows
 PO Box 1639
 Salisbury, NC USA 28145-1639

Return Service Requested

PRESORTED
 STANDARD
 US POSTAGE
PAID
 CHARLOTTE, NC
 PERMIT #3307

POWER CURBERS POWER PAVERS PROFILES

Volume 24, Issue 1

Power Curbers, Inc.

On Time, All the Time







**“Having a Power Curber has saved me time
 and money every year we have been using them.”**

— Sam Craghead

Details Inside ▶

UPCOMING TRADE SHOWS

<p>Brazil Road Expo</p>	
<p>Intermat Paris</p>	
<p>Bauma ConExpo Africa 2015</p>	
<p>ConExpo Latin America</p>	

March 24 – 26, 2015
 Transamerica Expo Center
 São Paulo, Brazil

April 20-25, 2015
 Paris-Nord Villepinte Exhibition Centre
 Paris, France

September 15-18, 2015
 Johannesburg, South Africa

October 21-24, 2015
 Espacio Riesco Convention Center
 Santiago, Chile