

# POWER CURBER PROFILES

News and information to make you more competitive

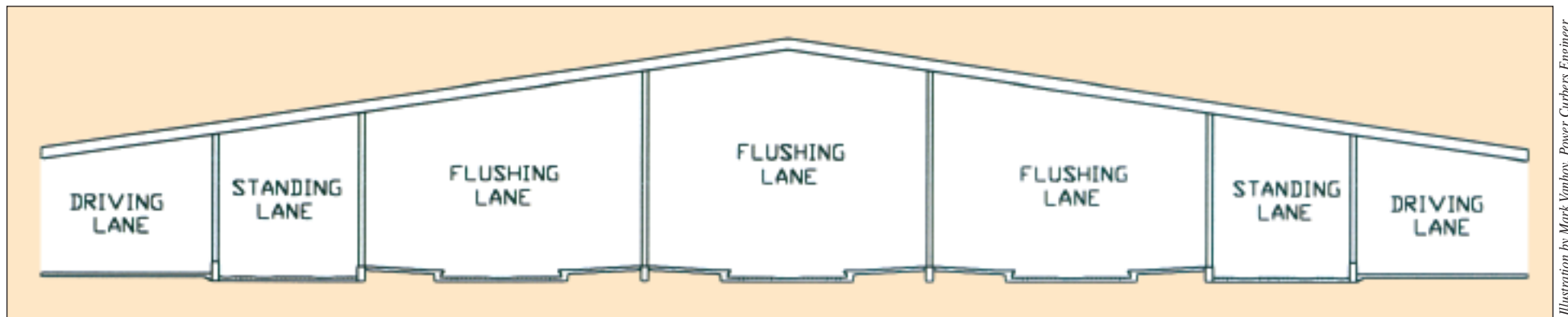


Illustration by Mark Vanhoy, Power Curbers Engineer

## Floors for Dairy Barns

With 25 pours per barn, this concrete's a mixed bag – grooved, indented, and poured from the center or offset

A Power Curber 5700-B, working in either the offset or center-pour position, is being used to slipform concrete floors in a huge dairy barn building project in California's Central Valley.

The slipform installation consists of 25 pours per barn, each extending the length of the 420-foot building (128m).

The barn is already under roof when the machine moves in to slipform the floors, some of which are sloped for beds, and others, grooved to keep the cows from slipping when the floors are wet during clean-up operations.

J F Medeiros Construction Inc. of Turlock, CA, is the ag builder now using its 5700-B to slipform the floors of the barns in Denair, CA.

Power Curbers' engineers designed a center-pour-paving package for the machine that can be customized for other barn applications. The paving package includes 15 grooving pan inserts that bolt to the paver and install either 1/2-inch or 5/8 inch grooves (1.27 cm or 1.58 cm) in the concrete surface, as needed. The paver, without the inserts, will pave a flat surface, and Medeiros will use it to pave the driving laneways and a 150-foot by 300-foot concrete silage pit slab (45.7 by 91.5 m).

Medeiros, an ag builder for 27 years, works specifically with dairy facilities in California's Central Valley. Generally, the company designs and constructs its own buildings and works within a 50-mile radius (80 km) of its home base.

Medeiros (Steve and his father, John) have a contract for four free-stall barns for Rob Morelli of Ollimac Dairy Inc. of Denair. Each barn is 134 feet wide (40.8m) and will house 500 cows. A drive lane, where trucks are driven so that feed can be distributed to the cows, is on each exterior wall. A standing platform lane follows this on each side of the building, where the cows stand to eat over a 13-inch high wall (33 cm). Three flushing lanes are in the center of the building, for washing away waste.

This is the way it's done:

### The Drive Lane

The two drive lanes run the length of the barn and do not require grooves, since the cows do not inhabit them. The drive lanes are used by trucks equipped



This 'flushing lane' in the center of the barn is being installed with 5 different pours of the machine, including this 10-foot center-pour application (3m). The 24-inch wide (61 cm) smooth area in the center of the slab is 5/8-inch deep (1.58 cm). A mat will be placed in it and it will be used for a walkway. The grooves installed by the mold on either side of the walkway are an inch apart and 1/2 inch deep (2.5 cm apart and 1.27 cm deep). These areas will be used to wash away waste. Two 5-foot wide sloped bedding stalls (1.5m) will be slipformed on either side of the slab

*'Trying to make the differentiation (in the concrete) by hand is really tough.'*

– Steve Medeiros, J F Medeiros, Helmar, CA

with augers for distributing the feed to the animals. A drive lane is 15 feet wide (4.5m) and is done in two pours. One is 10 feet wide (3.05m), and the other, where the cows eat, is 5 feet wide (1.52m). The concrete is 6 1/2 inches deep (16.5 cm) and is reinforced with perimeter rebar and fibermesh.

### The Standing Lane

The two standing lanes are where the cows stand to eat by sticking their heads over a wall between building columns. The floor in the standing lane consists of a 10-inch wide area (25.4 cm) with a rubber mat for the cow's front hooves, and an 18-inch wide area (45.7 cm) for a mat for the rear hooves. The floor between these two matted areas is grooved 1-inch wide and 1/2-inch deep (2.5 cm wide and 1.27 cm deep) on 5-inch centers (12.7 cm) for a non-slip surface.

There is a third 20-inch wide area (50.8 cm) in the standing lane, also for a mat, where the cows walk. Each of the three areas for the mats is 5/8-inch deep (1.58 cm), and the mats fit into this indentation.



The machine slipforms a 12-inch tall (30cm) water barrier in the 'flushing lane' that will keep water out of the sleeping stalls

The standing lane is 12 feet wide (3.6m) and is slipformed in three different pours by the machine. One is an 8-foot center pour (2.4m), and there are two 2-foot offset pours (.6m). These are a combination of grooves, some of which are 1/2-inch deep (1.27 cm) and others that are 5/8-inch deep (1.58 cm) in an area for the rubber mats.

The walls of the barn are already in place. The machine moves along the center of the standing lane for the 8-foot center pour (2.4m). If the wall varies, the machine could dig into it. To prevent this, the machine skis off the wall, and the offset is controlled with the ski to keep the mold from crash-

ing into the wall.

### The Flushing Lane

The three flushing lanes are bordered by the two 6-foot-wide (1.8m) sloped bedding stalls. Between the stalls is a 10-foot-wide grooved area (3.05m), slipformed with the machine in the center-pour position. The grooves are 1 inch wide and 1/2-inch deep (2.54 cm wide and 1.27 cm deep), also for a non-slip surface.

The center 24 inches (61 cm) of this 10-foot wide slab (3.05m) is 5/8 inches deep (1.58 cm) and a mat is placed in it. The mat is used for a walkway for the cows.

Each flushing lane consists of 5 pours by the machine, including the two 6-foot-wide bedding stalls (1.8m), which are done with the machine in the offset position. The concrete is 4 inches deep (10 cm) on these pours, and a rubber mattress will be placed on the stall beds. The 5700-B's ability to dial in slope makes it possible to slipform this sloped application.

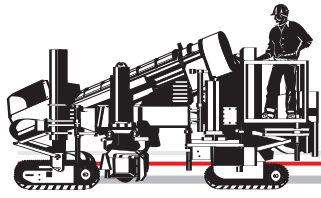
A side-poured curb mold is used in the flushing lane to create an 8-inch-tall water barrier (20.3 cm) to keep water out of the stall beds. These are poured adjacent to the slab, and the bedding stall is poured adjacent to the curb.

Before deciding to slipform the floors, Medeiros did the concrete work by hand. "We have aluminum sleds, and we'd have one guy pulling the sled and a couple of guys on each side to guide it," says Steve. Different sleds and hand skids were used to create the 1/2-inch-deep grooves (1.27 cm). "The 5/8-inch deep mat (1.58 cm) layouts were a real concern to us because trying to cut those in by hand, and do a clean job, is tough. We were convinced the 5700-B could do this, and it turned out a real nice finish."

With a big job on the books, Medeiros chose to invest in the Power Curber 5700-B, rather than putting on more labor, Steve says. "The more we use this machine, the more applications we will find for it. Every job in the future will be a little easier and completed a lot faster." **PC**

Photo by Wayne Irby, Power Curbers Technical Support

Photo by Don Spry, Power Curbers Technical Support



# Here Are the Reasons



Terry Duncan, service manager for Power Curbers in Pennsylvania, travels in a fully-equipped truck packed with spare parts that may be needed on your job site

## Pennsylvania Start-Up Operation Needed Serviceman Close at Hand

Dealer service was a key to the machine-buying decision of Kim Thompson and Bill Baxter of Brigh Contracting of Evans City, PA. They looked at the competition before choosing a used Power Curber.

"When we bought the machine, Terry took care of it," says Kim, referring to Terry Duncan, service manager for Power Curbers in the state of Pennsylvania. "We call him with questions. He and Jay (sales manager Jay McNally) are wonderful."

Kim and Bill worked for another company in bridge construction before forming Brigh Contracting. Field support was critical when they made the decision to do curb work.

"This is the only piece of construction machinery neither of us had experience with," says Kim. "It took us a couple of jobs to learn, but we've been pleased."



Kim Thompson



Bill Baxter

Plans now are to move into slip-forming parapet.

*(Terry Duncan, service manager for Power Curbers in Pennsylvania, can be reached at 610-509-6636. Jay McNally, regional sales manager in Pennsylvania can be reached at 301-633-1200.)*

## Traveling Ag Builder Wanted Machine Easy to Transport

Iron City Construction Inc. describes itself as "a traveling contractor," as opposed to a localized contractor.

The Power Curber 5700-B's ability to transport at legal width was a factor in the buying decision, as well as the opportunity to diversify and control job sites.

Iron City is unusual in that the company bought its first 5700-B for a specialized application – agricultural foundation work, specifically chicken houses – and has now added a second 5700-B and a curb crew.

"We're an ag builder," says Dick Crater. "We build poultry, turkey, hog parlors, barns, equipment sheds – whatever is on the farm. We know where our real niche is, but we felt that if something happens, and it dissolves, we need to keep our company alive. We're constantly looking at other things. It was a smart move to get into curb and gutter."

The company, based in Blacksburg, SC, works in Virginia, South Carolina, North Carolina, Kentucky, Tennessee, Georgia, Louisiana, Texas, Arkansas and Oklahoma.

Iron City was subbing work to a compa-




The 5700-B's ability to transport at legal width was a key factor in the buying decision

ny with a competitive slipform machine, Dick says. When it came time to buy, Dick says that the company took its time and considered the decision for three years. "We had the technology for stem walls but were having to contract it out," he says.

"As a personal choice, I liked the Power Curber best. I like the auger over a belt."

The stem walls are either 20 or 24 inches high (50.8 to 60.9 cm) with a base that is 14 inches wide (35.5 cm).

Dick reports that Iron City is very satisfied with its two Power Curbers and that his dealer, Southern Equipment Service, "treats us great." To make things run smoother on the job site, particularly since on any given day the machine can be in one of 10 different states, Iron City keeps an inventory of parts.

"Transporting is no problem," says Dick. "We load a Bobcat and the machine on the lowboy and take it where it is needed." 

*(Iron City's dealer, Steve Blalock of Southern Equipment Service, can be reached at 704-855-5424.)*

*'We know where our real niche is, but we felt that if something happens, and it dissolves, we need to keep our company alive. It was a smart move to get into curb and gutter.'*

— Dick Crater, Iron City Construction, Blacksburg, SC



## 'A company is a handshake and a person's word – that means a lot'

What do you expect out of the people who engineer, build and service your machinery?

Russell LaBarre, vice president of RGL Concrete Contracting in Binhampton, NY, has a definite answer to that question.

"A company is really a lot more than contracts and paper," says Russell. "The company is a handshake and a person's word. That means a lot. For that reason, I wouldn't even go shopping (for another curb machine supplier). I would stick with Power Curbers."

When Russell ran into a problem with his reconditioned machine, he liked the way the people at Power Curbers responded. "Everyone was excellent," he says. "They went above and beyond the call to help get the problem resolved."

Don Spry, a field service engineer, came to his job site to troubleshoot, and then made a second trip to train Russell.

In business since 1988, RGL was hand forming work until purchasing the machine. The



Ileta LaBarre  
... president



Russell LaBarre  
... vice president

company does site work and a lot of sidewalks and flatwork. The machine offered the chance to expand into curb work. Customers want a package deal, Russell says. "You're not going to get the work unless you can do curb as well as site work."

Russell and his wife, Ileta, run with company with Ileta serving as president.

## 'I like it that we can get a lot of curb on the ground fast'

Bob Krein and his son, Jim, of Gentry, AR, bought a curb machine last year so that they could stop subbing out curb in the sub-divisions they build.

"Subbing it out wasn't working," says Bob. "We couldn't get it done fast enough."

Krein Development Co.'s relationship with Power Curbers' regional sales manager in Arkansas, Sam Howard, is the reason the Kreins chose to buy a Power Curber.

"We didn't have a clue how to run the machine," Bob says. "Sam could work on the machine and teach us how to run it. We've done real well. I like it that we can get a lot of curb on the ground fast."

"It's not that hard. Once you get it lined up,



Bob Krein



Jim Krein

the mud right, the kinks worked out, the machine does all the work."

*(Sam Howard, regional sales manager in Arkansas, can be reached at 501-351-1801.)*



The machine with Quick-Connect Option does most of the work when it's time to change the mold

## 'Anymore, with just about any job, you're switching molds'

Ken Farley, a 30-plus-year veteran in the curb business, likes the Quick Connect Mold Mount option on his four-year-old Power Curber 5700-B.

"Anymore, with just about any job, you're switching molds," says Ken, owner of Ken-Dee Concrete in Battleground, WA. "We are getting into jobs where you change the mold three times on the job."

The Quick Connect allows the crew to change the mold in a matter of minutes


with the machine doing most of the work.

Ken also likes the auger. "We've had zilch trouble with it," says Ken. "It's fool-proof."

Ken was used to keeping a spare belt on hand, while running a competitive machine with a belt conveyor.



Ken Farley



## California Success: Maintain Quality and Stay on Top of New Equipment

The following excerpts are re-printed with permission from the magazine, "CalContractor: Profiling the Southern California Contractor," published by Construction Marketing Services. The profile is on Amburgey-Carich Construction Inc. of Costa Mesa, CA, owner of a Power Curber 5700-B. Jack Carich is president and Ron Amburgey is vice-president.

By Matt Shumaker  
 CalContractor

Think back to 1975. What were you doing in the late months of that year? Possibly working toward a



Amburgey-Carich features its curb work on the company Christmas card

better lifestyle through your own business? Just beginning at the bottom of the barrel? For two young men in southern California, one with a background in carpentry and the other in concrete, a friendship was made. Out of the friendship came a partnership and a desire to do what they loved.

In the late months of 1975, Ron Amburgey and Jack Carich were both students in construction technology and management classes at Orange Coast College. While still in school, the two men officially established Amurgey-Carich Construction Inc. They

placed ads in the *Pennysaver* and local newspapers for small jobs doing anything and everything. They were soon hired to perform hillside foundation work in Laguna, which was one of their first and most significant jobs.

The two men decided to establish the company because of their similar goals, the fact that they got along well with one another and the simplicity of the match-up being "a good fit." Amburgey started working construction at an early age, during the summer breaks from school especially. He worked as a laborer alongside his cousins as they poured concrete for a curb-and-gutter company. He worked all the way through high school and found that he enjoyed the tasks as well as the rewards from finishing a job on time, on budget and with quality of workmanship. Carich, in much the same way, grew up the apprentice to all things carpentry. He did work for a framing company in the early years and learned the fundamentals of concrete pouring. When they opened shop, the company did both concrete and carpentry work.

Today, Amburgey-Carich Construction Inc. primarily works with concrete using Power Curber equipment in the form of a 5700-B curb machine.

The company has a total of 35 employees, including laborers, finishers, form setters, foremen, general foreman, and Carich overseeing the field operations while Amburgey handles the administrative duties, estimating and office procedures. According to Amburgey, the employees are their greatest strength. "They are the backbone of the company; we rely on them, especially because we know we can't be in more than one place at one time." Most of their guys have been there for over 15 years.

"Some of the years, the challenges and milestones we have experienced have been just to get through them," stated Amburgey. One of their greatest successes was about 3 years ago, when they purchased a curb machine, which enabled them to do more work and contract

**CalContractor**  
 PROFILING THE SOUTHERN CALIFORNIA CONTRACTOR OCTOBER 2002

*'One of their greatest successes was about 3 years ago, when they purchased a curb machine, which enabled them to do more work and contract better jobs.'*  
 — CalContractor

better jobs. "Everything has been a slow process. Slow and steady increases and maintenance of quality has been a challenge in today's market."

... they try to keep things simple. Amburgey stated that over the years, they have felt pressure from different sources to grow and increase the staff, but they ... keep the company environment much the same, simply because it works for them. "We are comfortable with the structure as it is. We are able to give a good product for a good price and that is all that counts. We try to stay on top of the new equipment available.

"People start to believe in you as you do a good job on a continual basis," said Amburgey.



### 'Ski Town' Work Calls for Adjustment

Running a slipform machine in the high altitudes of the Rocky Mountains calls for some adjustments.

Bob Imondi of Becvarik Brothers Concrete Inc. in Greenwood Springs, CO, spent some time with engineers at Power

Curbers' factory to adapt a machine to job-site conditions of 10,000 feet above sea level (3,050m).

"We had to have higher horsepower and a bigger trimmer motor," Bob says. "We knew we needed it to get into wider paving and barrier work. We've done a lot of barrier up in

Aspen and Steamboat — the ski towns. There are golf courses all over the ski areas for green spaces and then they build houses around them." That translates to curb-and-gutter work.

"We like to do curb and gutter most," says Bob. "That's more profitable and more fun. More things happen through the day and it goes faster. I like putting down a lot of concrete, and curb and gutter is where you get the most."

Becvarik Brothers has owned a Power Curber for more than 15 years. Bob says he hasn't had major problems with his 5700-B. "It's been dependable and we've poured quite a

bit of concrete through it," he says. "I like the auger and the stability," he says. "The trimmer trims a lot better. People have a hard time with grades because they're so steep.

That thing trims right through anything they leave us and saves a lot of time."

*'I like putting down a lot of concrete, and curb and gutter is where you get the most.'*

— Bob Imondi

Becvarik Brothers checked out the competition before moving from a 5700 to a 5700-B. "The Power Curber was so much more versatile," says Bob. "To transport, we just put it on a regular flatbed. A lot of time, there's not a lot of access in the mountains and the flatbed works well."



Bob Imondi

## Thinking Outside the Emergency

### Parts Ordered in Bulk Can Save Shipping Cost, Down Time

As you swing into the busiest season of the year, chances are you will need a part or two to keep your machine humming and the concrete flowing.

Lisa Julian and Steve Luther in our Parts Department will get you what you need quickly and efficiently. We can also recommend a spare parts kit, customized for your machine.

Also keep in mind that you save on shipping and handling costs when you order multiple items at the same time.



Lisa Julian can customize a spare-parts kit for your machine

Often, a part is ordered only during an emergency, which is an expensive way to do business. There are enough emergencies in this business that you can't control.

Control what you can. Think ahead on parts that you will need and give Lisa or Steve a call — before the down time.

The factory parts number is 704-633-9022. Or you can call Lisa direct at 704-647-6169 or Steve at 704-647-6165.

Better yet, when you're making a list of parts that you need, just e-mail it to Lisa at [ljulian@powercurbers.com](mailto:ljulian@powercurbers.com) or Steve at [sluther@powercurbers.com](mailto:sluther@powercurbers.com).



Steve Luther: Customers who order multiple items save on shipping



### Turning Work into Pleasure

We know where this sailor's heart is. The boat was spotted by one of our regional sales managers in Florida.



Lic. Graciela Serrano, left, counselor to the Venezuelan Ministry of Defense, joins CNEI (EJ) Cipriano Suárez Acosta, colonel; Sar-gento Mayor (2) Israel Reyes Coronado, sergeant mayor; and TTE (EJ) Wilfredo Torres García, lieutenant, in an inspection of machinery being shipped to Venezuela. Also pictured is Alejandro Fresco, right, of ATN Industries, the dealer involved in the project

## Fleet of Power Curbers Working on Venezuelan Infrastructure

A fleet of Power Curber 5700-B and 3500 curb-and-gutter machines is working on infrastructure projects with other construction machinery in remote areas of Venezuela.

The Venezuelan government purchased the machinery as part of its emphasis on social development and infrastructure programs.


Machinery dealer Alejandro Fresco of ATN Industries, Inc., of Miami, FL, said that Venezuela has the raw materials for building roads and that the new machinery will provide the technology.

Equipment operators were to be trained in Caracas. The machinery was

then to be moved to remote areas along the Colombian border, where there are security issues, and to other areas in Venezuela that are hard to reach by private companies because of the harsh environment, Alejandro said.

A delegation from the Ministry of Defense visited the factory in December, where they inspected the machinery before shipment.

Once the machinery arrived in Caracas, the 3500s and 5700-Bs were part of a Corps of Engineers machinery parade through the city that was shown on national television. **PH**



**Power Curbers Inc.**  
Our Commitment Shows

402 Bingle Ferry Rd., PO Box 1639  
Salisbury, NC USA 28145-1639

Return Service Requested

Please pass Profiles to your curb crew

PRESORTED STANDARD US POSTAGE PAID SALISBURY, NC PERMIT NO. 133

See Us at:

**INTERMHI 2003**

May 13 - 17, 2003

Paris-Nord

Convention Centre

Paris, France

Stand 4E030



# POWER CURBER PROFILES

Spring 2003

Power Curbers, Inc.



**25 Machine Pours Per Barn!**

(See Story, Page 1)

**California Ag Builder Saves On Labor with 5700-B**